

DRILLTEQ V-200

Big can be that small.

The flexible all-rounder for processing in just 5 m².







DRILLTEQ V-200 – big can be that small.

Fast processing – saves time

Takes up little room – saves space

Simple operation – saves nerves

Great value for money – saves money

Our CNC processing centers offer the technology of the future today. And with good reason: Tradition. For us, it is both a motivation and a commitment. Customers the world over associate the very highest standards with this. And we meet those expectations.

YOUR SOLUTION


MORE: [HOMAG.COM](https://www.homag.com)



CONTENTS

04	Configuration
05	Everything at a glance Application example
06	All inclusive – Hardware
08	Option – Plausibility Check
09	Option – Length-dependent processing in X-direction
10	All inclusive – Software
11	Option – Software
12	Apps and digital assistants
14	Life Cycle Services
15	Technical Data

Configuration



1 Vertical drilling

- 8 High-speed drilling spindles, incl. quick change drilling system

2 Horizontal drilling

- 4 High-speed drilling spindles in X-direction
- 2 High-speed drilling spindles in Y-direction














3 Grooving

- Grooving saw in X-direction, Ø 100 mm

4 Routing

- Router motor with hydraulic quick-change system, 5 kW ETP 25

Everything at a glance...

Working length		Routing spindle	Drilling gear	Equipment								
												
2,500 mm	3,050 mm	ETP 5 kW	V8 H6 N	Plausibility check	Length-dependent processing in X-direction	Quick-change system	Return	Automatic workpiece thickness adjustment	Workpiece clamping device	tapio-ready	cabinetCreator	Setup time
✓	○	✓	✓	✓	○	✓	–	✓	1	✓	○	⇒ 0

Standard: ✓

Option: ○

Application example



- Continuous back panel groove
- Planar drilling operations for eccentric connecting fitting
- Classical dowel holes in the front
- Illustration shows the Minifix connector from Häfele

All inclusive – Hardware

TOP EQUIPMENT RIGHT FROM THE BEGINNING: Already in the standard elementary technologies are included, which ensure sustainable highest processing quality.



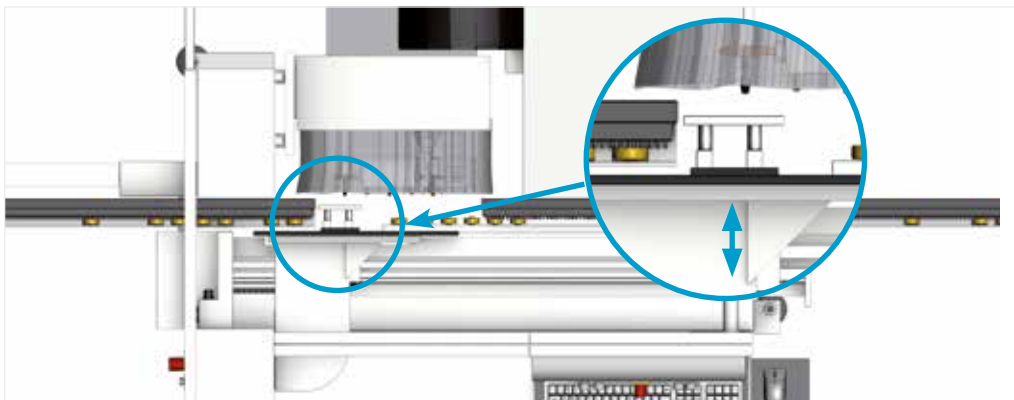
Workpiece load- and workpiece removal area

- Mechanical support via roller conveyor in the loading- and removal area of the machine



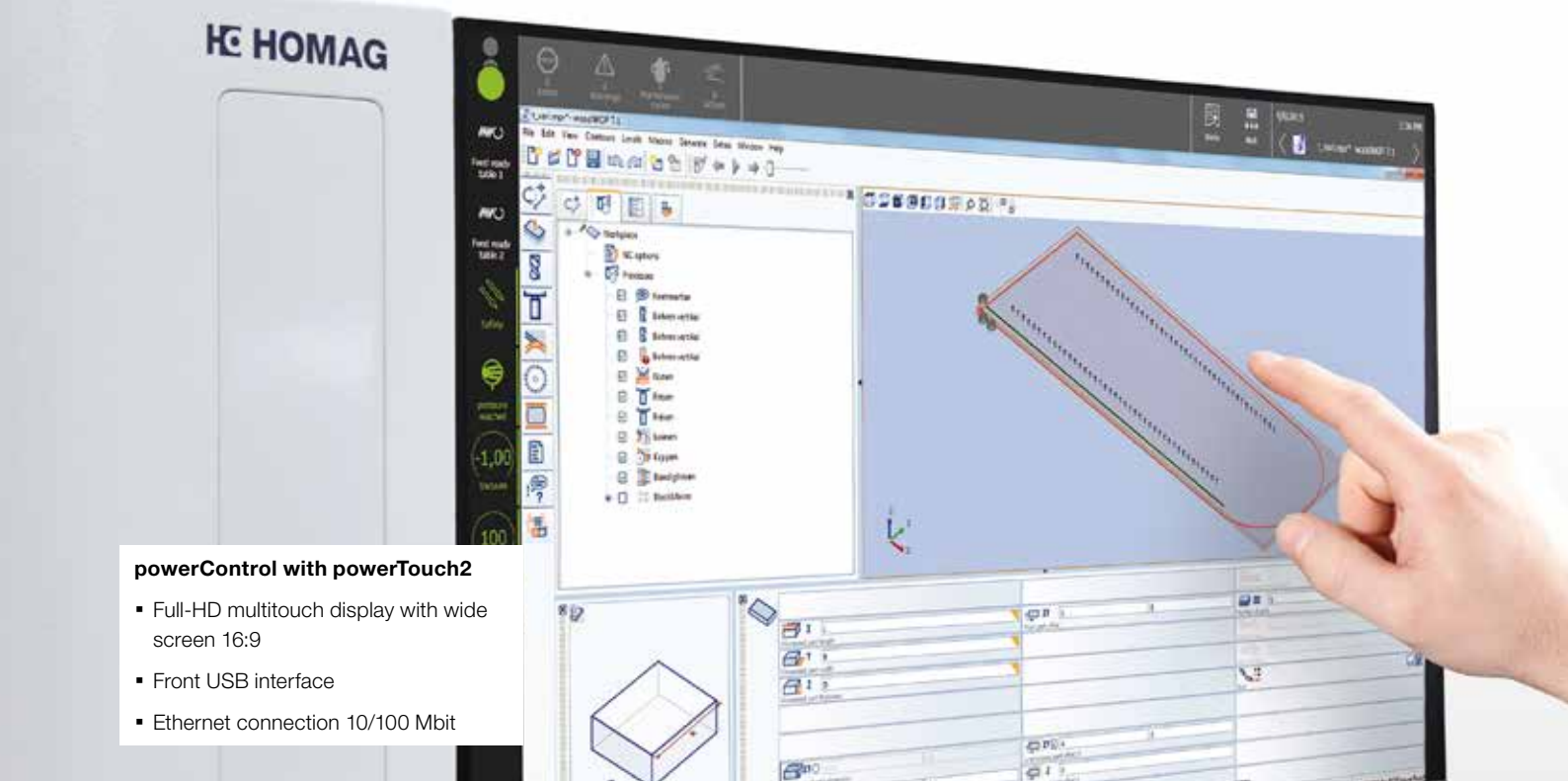
Working length extension

- Extension of the working length from 2500 to 3050 mm incl. roller conveyor



Automatic workpiece thickness adjustment

- Automatic adjustment of the counter block to the material thickness according to the data preselected by the operator in woodWOP




powerControl with powerTouch2

- Full-HD multitouch display with wide screen 16:9
- Front USB interface
- Ethernet connection 10/100 Mbit



Drill quick-change system

- The patented system ensures easy installation or change of drilling bits. Your easy way to save time!



Automatic spindle clamping

- Patented system for exact drilling depth at any time with different materials
- Lasting assurance of drilling quality




Workpiece clamping device

- Easy adjustment of the clamping device (manually) to the workpiece thickness (clamping device stroke 10 mm). For differences in the workpiece thickness of up to 10 mm it is not necessary to manually adjust the clamping device.

Option – Plausibility Check

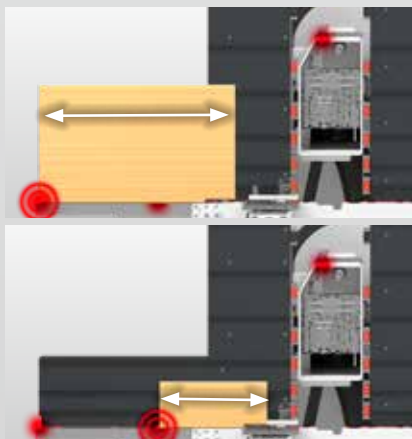
BENEFIT FROM ADDITIONAL SAFEGUARDING OF PROCESSES

Control of the workpiece by sensor technology in X- and Y-direction. Comparison with the values in the database. If the defined tolerance value is exceeded, the current process stops. At the same time the operator receives a message to correct the workpiece. This way you remain on the safe side.



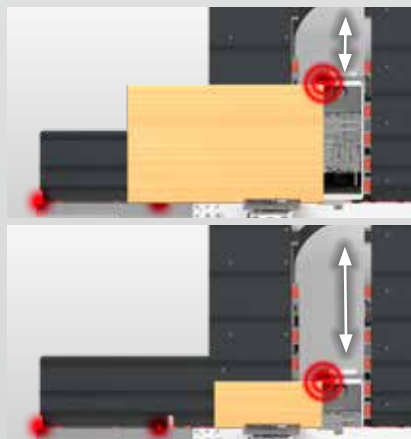
Step 1:

- Positioning the workpiece



Step 2:

- Control of the workpiece by sensor technology in X-direction. Depending on the workpiece dimensions the shortest distance to the next sensor is selected.



Step 3:

- Control of the workpiece by sensor technology in Y-direction




Step 4:

- Balancing the determined values with the program data:
- Tolerance of values < 5 mm – Program is continued.
- Tolerance of values > 5 mm – Program is stopped, advice to the operator to carry out the corrections.

Option – Length-dependent processing in X-direction

AUTOMATIC ADJUSTMENT OF DRILLINGS DEPENDING ON WORKPIECE DIMENSIONS

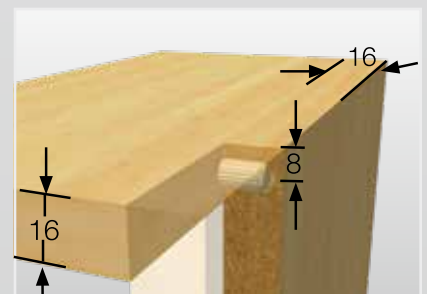
After the workpiece has been released for processing its length is measured accurately by a measuring run. Dimension-dependent drillings are then corrected automatically by possibly determined tolerances. You save time and gain quality.



- After the workpiece has been released for processing at the limit stop position, a test run in X-direction is carried out (value 1).



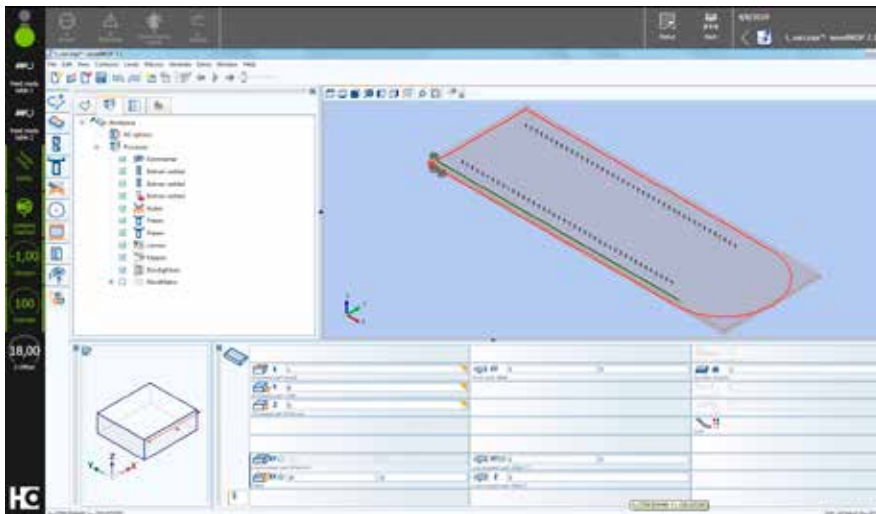
- Determination of exact workpiece length (value 2).



- Drills depending on dimensions are then automatically corrected by possibly determined tolerances.

All inclusive – Software

WITH THIS SOFTWARE PACKAGE YOU ARE »READY TO RACE«. You will receive one of the most established CNC-programming systems, the woodWOP software, which has proven itself by more than 30.000 installations worldwide.



Please use our website!

Worldwide largest forum for woodWOP:
forum.homag.com



woodWOP | License Machine

- Fast and intuitive operation thanks to simple, direct navigation
- Select from a choice of variables for flexible variable programming
- Quickly create individual subprograms
- Increased programming security through 3D images of workpieces, processing and clamping equipment



Slot assignment

- Simple control of main machine functions through soft keys
- Graphical configuration
- Automatic mirroring of workpieces



woodWOP DXF Basic

- Interface for CAD-Data Import
- Basis to generate woodWOP programs

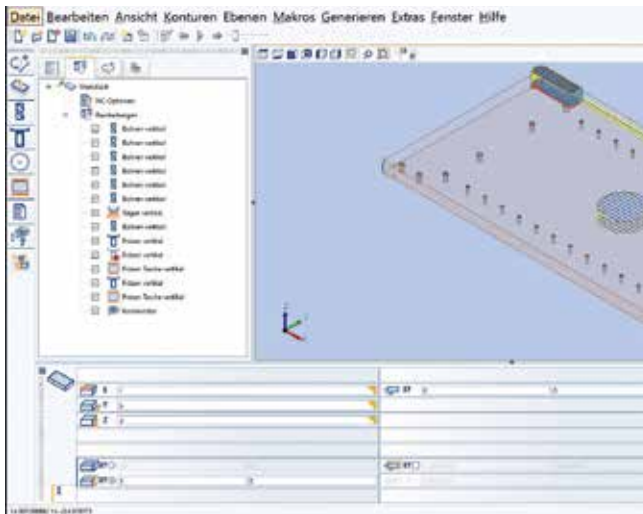


Machine data acquisition MMR Basic

- Record quantities and actual operating times on the machine
- Integrated maintenance instructions for optimum time and quantity-based planning, as well as performing maintenance

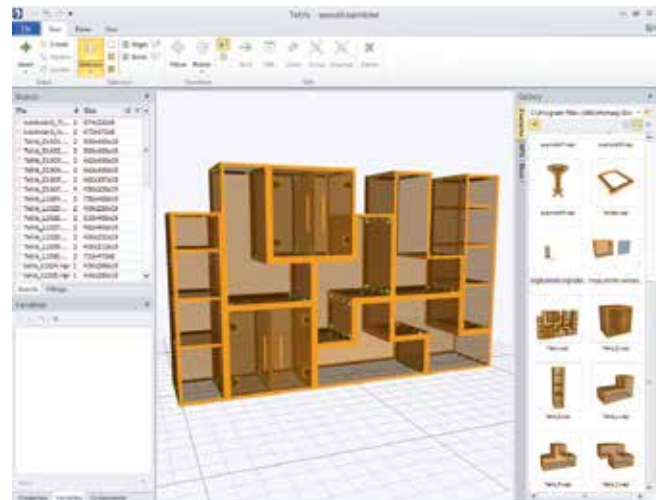
Option – Software

WITH ADDITIONAL SOFTWARE MODULES you can further optimize your processes.



woodWOP | License Office

- Single user or network licenses available
- Incl. DXF-Import CAD-Plugin to create your own CAD drawings on the machine and at the workplace



woodAssembler

- To visualize woodWOP programs (MPR) in 3D
- Enables the construction of individual workpieces to finished objects



3D CNC-Simulator

- Simulates the processing acc. to the order set in the NC program
- Allows time calculation

ADDITIONAL SOFTWARE

1. woodWOP Office

2. 3D CNC-Simulator

3. woodAssembler



Package

Apps and digital assistants.

Quick and easy support in your machine environment.

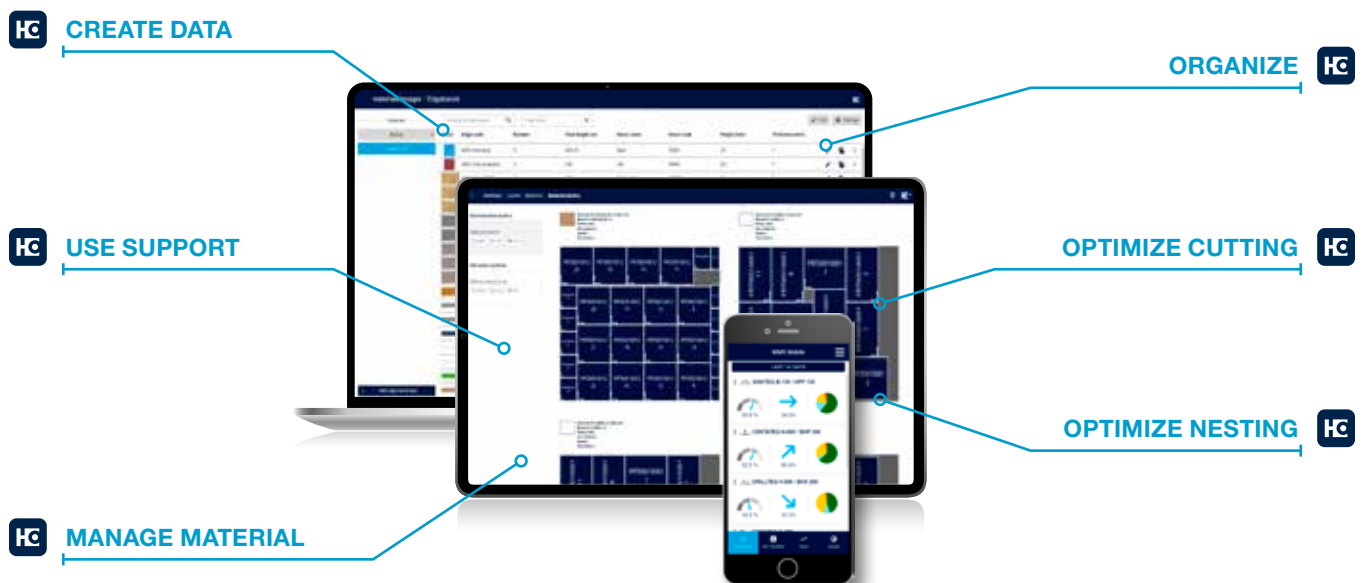
Some people still use pen and paper to create their cutting patterns. But they look at their smartphone if they want to know what the weather is like – instead of looking out of the window. We asked ourselves: why not combine the best of both? Our apps and digital solutions make your everyday work easier: machines, material, tools, cutting patterns, components – you always have everything in your pocket or on your desk.

EXCERPTS FROM YOUR FEEDBACK:

- Are there simple solutions that can eliminate various obstacles in my day-to-day work (e.g. when organizing materials or sorting parts)?
- Is there a way to slowly approach using digital assistants?
- Which tools can you try out simply and easily without having to invest huge sums of money straight away?

OUR ANSWER? SMART AND POWERFUL SOLUTIONS:

- ✓ Always low investment
- ✓ Always up to date (no updates necessary)
- ✓ Always easy to use (no complex software)
- ✓ Always helpful





THE ADVANTAGES AT A GLANCE

- No investment, update or maintenance costs
Low starting price, no unplanned financial expense
- Licenses are independent of the user
Any number of employees can use the application without incurring additional costs
- Independent of hardware and operating system
Can be used anywhere, anytime
- Open system – import possible from almost all systems (ERP, industry software, CAD/CAM, Excel, CSV)
No obligation to use specific software systems
- Simple, smart operation
Minimal training required
- More efficient production
Jobs completed more quickly, more safely and in higher quality



More information at
digital.homag.com

VALYOU

Our Mission, Your Performance.

Fast support:

94% resolution rate
via our hotline

Close to you:

1,350 service experts worldwide

We get things moving:

Over 1,000 worldwide spare parts
shipments each day

No one else has that:

Electronic documentation on over
150,000 machines, available in
28 languages

HC LIFE CYCLE SERVICES

Improved performance, more efficient processes, faster help, assurance of availability and smarter working.

VAL YOU comes from VALUE ADDED. Our objective is derived from this name: We create added value for your business by helping you get the most out of your processes. Every day.

Technical Data



* A corresponding safety distance must be maintained in the in and outfeed direction! (See documentation)

TECHNICAL DATA

Workpiece dimensions max.	L x W x T	mm	2,500 x 850 x 60 / optional 3,050
Workpiece dimensions min.	L x W x T	mm	200 x 70 x 12
Vector speed		m/min	(X - Y) 50 - (Z) 15
Compressed air required		bar	7
Compressed air connection		inch	R 1/2
Dust extraction port		mm	Ø 160
Dust extraction volume		m³/h	min. 2,170
Electrical power – total connection load		kW	11,5
Total machine weight		kg	approx. 1,580



HOMAG Group AG

info@homag.com
www.homag.com

YOUR SOLUTION